



CASTOR  
PROJECTS & CONCEPTS IN GASTRONOMY











## **REALIZACE NIL HOUSE – RIVER CITY KARLÍN**

Na Poříčí 1

PRAHA 8

OBCHODNÍ PARTNER: EUROPHOLIS a.s.

AKCE ZAHÁJENA 15.2.2005

CÍL: POSTAVIT NOVÝ GASTRONOMICKÝ KONCEPT - BISTRO

DETAIL: DANUBE HOUSE je administrativní budova s kapacitou cca 1100 osob. Naším cílem je postavit sestavu gastronomických provozů, které uspokojí celodenní stravovací a sociálně společenské potřeby nájemníků domu a jejich návštěv. Koncept má být otevřen i široké veřejnosti. Dalším úkolem je gastronomické středisko BISTRO.








Bistro  
foodoö

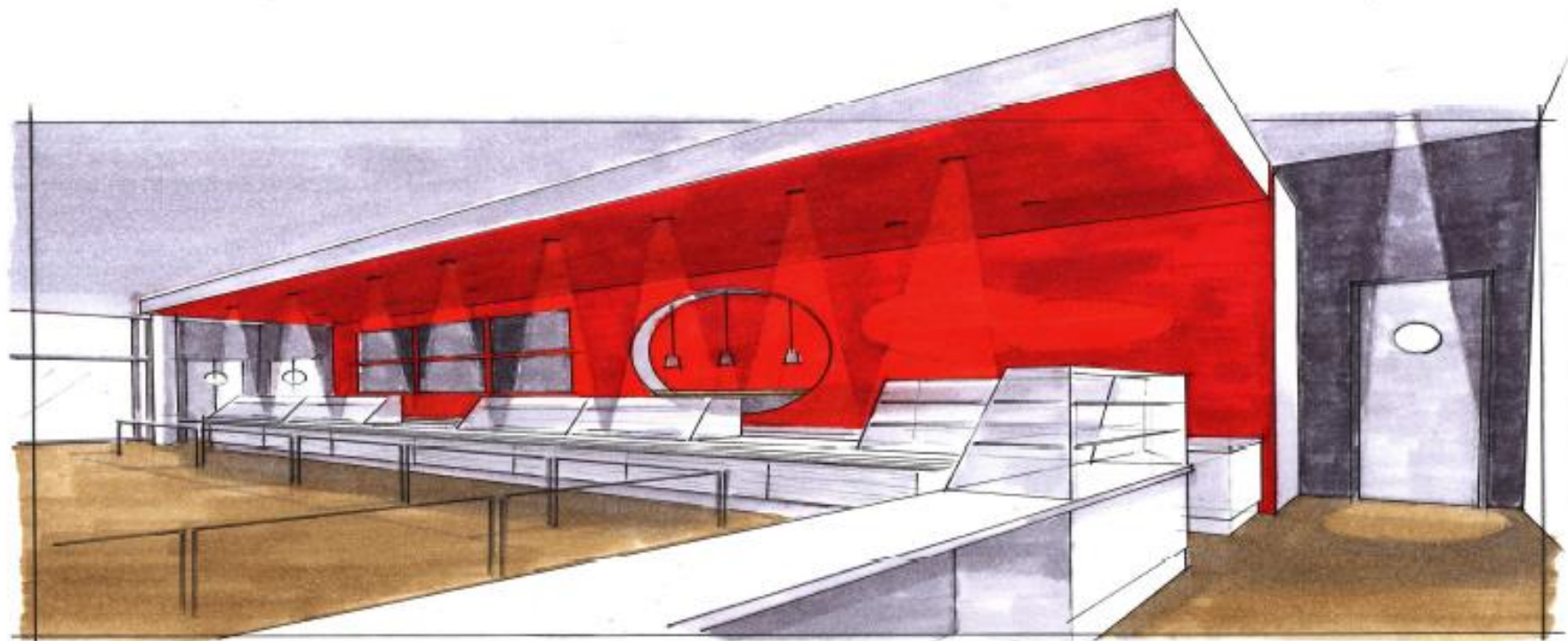
# **fáze 1**

vstup do dispozic a zahájení skicování






Bistro 2

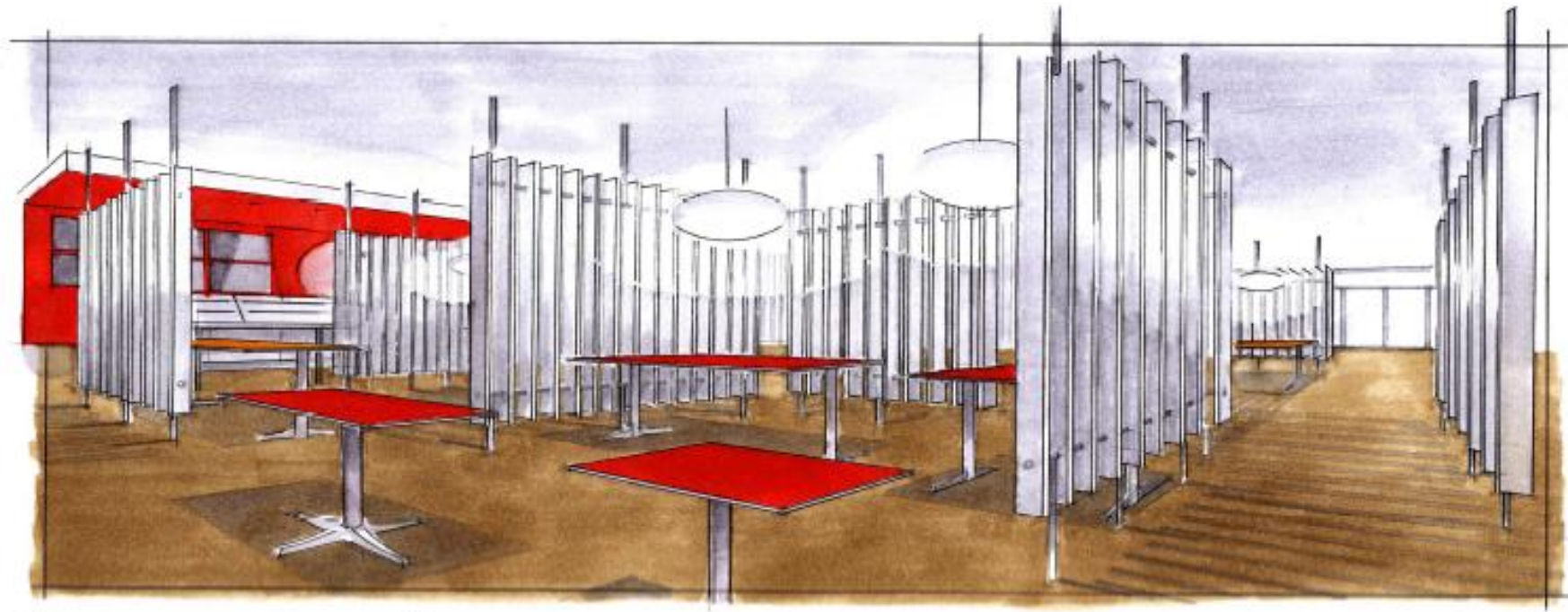


1

1



*Bistro 2*





Interior Concept - Bistro 2 Foodoo, RCP Nile House **Version 2**



# **fáze 2**

vstup do projektové přípravy

## Interior Concept - Bistro 2 Foodoo. RCP Nile House

Version 2



Bistro 2 is a conceptual connection of a fast food ( types of dishes and method of service) and a restaurant ( privacy and comfort ). So the dining area will be divided with interior walls.

The layout of the walls imitates a lookout of interconnected rooms so as to eliminate the feeling of a hall and create an environment with an air of privacy. These walls also improve acoustic characteristic of the area and we will be able to create interesting lighting effects by means of horizontal lamellas. It will be possible to create a separated room for a meeting, a lunch or conference with banquet according to wish of the RCP guests and the tenants.

### Variability of interior

In the dining area there are "rooms" with three basic types of table designed for 2, 4 and 6 people. By combining these we can create also a table for more persons. Removable construction of interior walls allows to make an open space for the conference, presentation with video projection or private banquet.

### Lighting

The pendant lights will emphasise the position of individual "rooms" in the dining area. Higher intensity of lighting in the food servery area.

### Graphics on glass surfaces

Glass surfaces will be covered with large-scale graphic films with floral motives depicting the *bucida buceras* tree. The graphics with a diffusion foil underlay will hide the inside of the kitchen when looking from the atrium and from the exterior.

### Materials

#### Interior walls

- horizontal lamellas beech plywood with oak skin, whitened surface.
- construction - stainless steel or powder coated steel.

#### Tables

- coloured HPL desk with ABS edges.
- stainless steel or Alu bases.

#### Floor

- synthetic floor, natural colour (sandy).
- ceramic floor in the area of food servery.

#### Ceilings

- dining area: light colour paint on smooth plasterboard, height of the ceiling - 3450 mm.
- food servery area: plasterboard with Venetian stucco - dark red colour, height of the suspended ceiling 3100 mm.

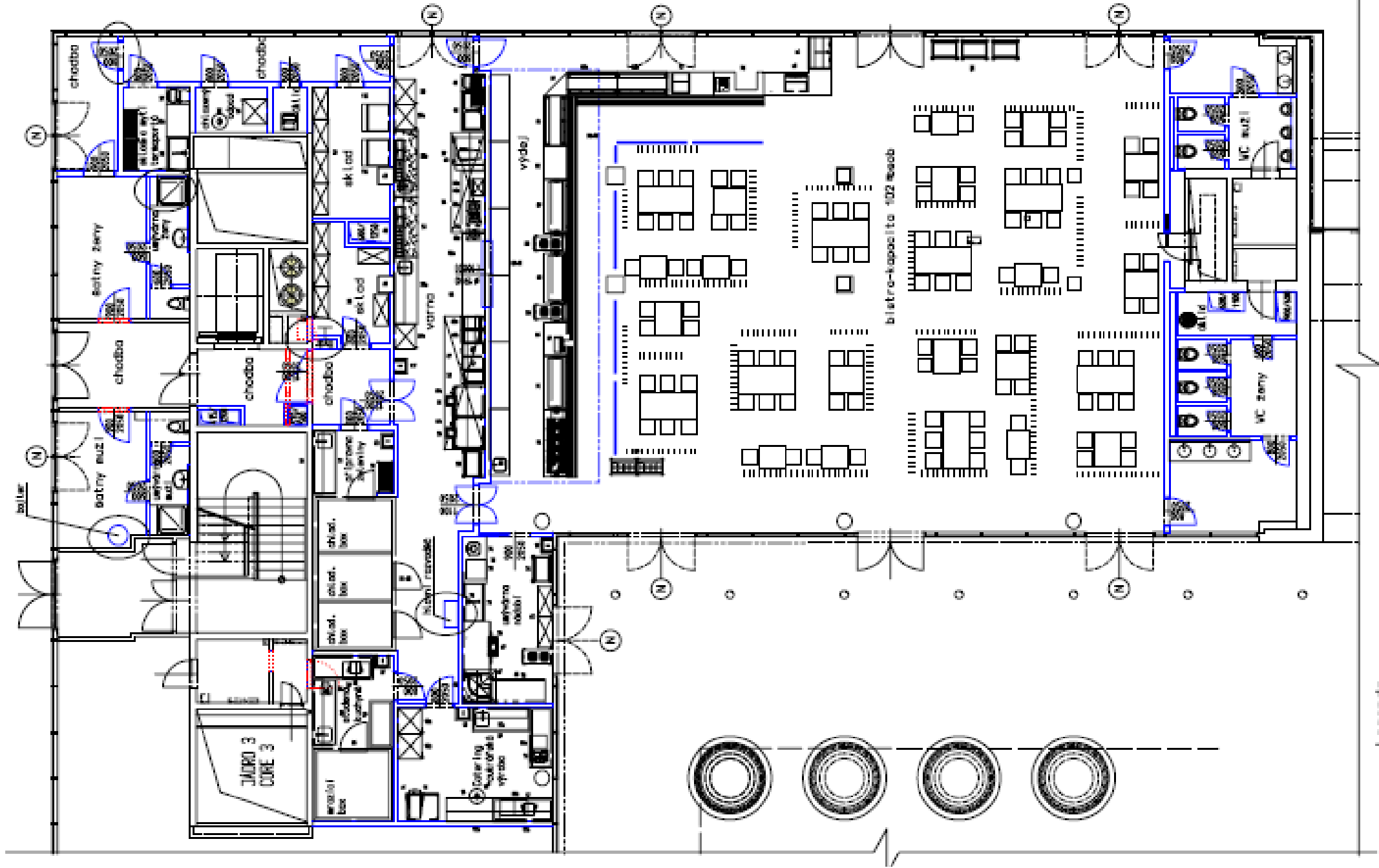
#### Wall surfaces

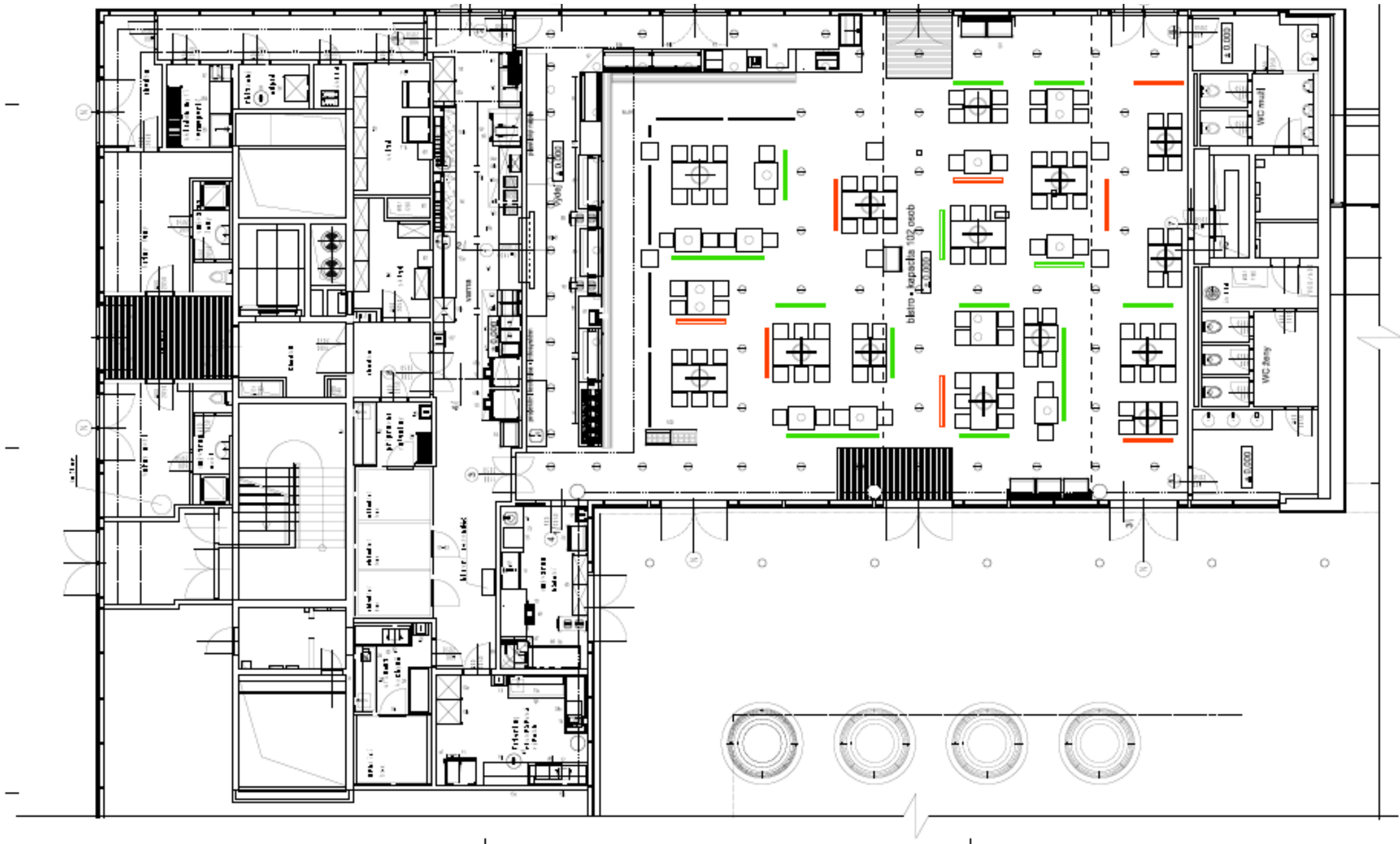
- food servery area background: Venetian stucco - dark red colour.
- wall in the kitchen, seen through the circular window: stainless steel surface 850 - 1300 mm Venetian stucco 1300 - 3450 mm - dark red colour.
- walls at the entries to the kitchen premises: dark grey paint.
- wall at the dining area: Venetian stucco.

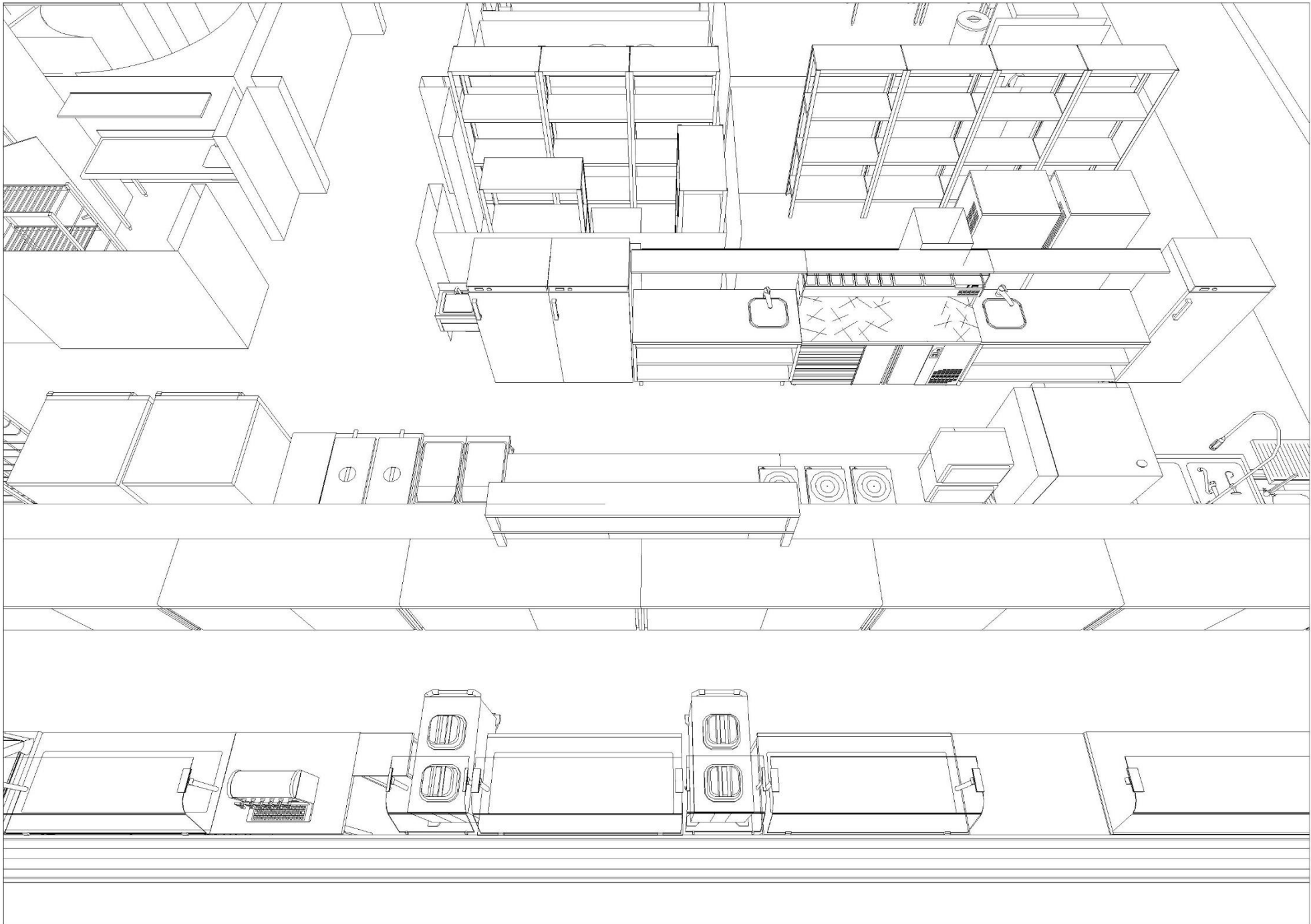
#### Doors

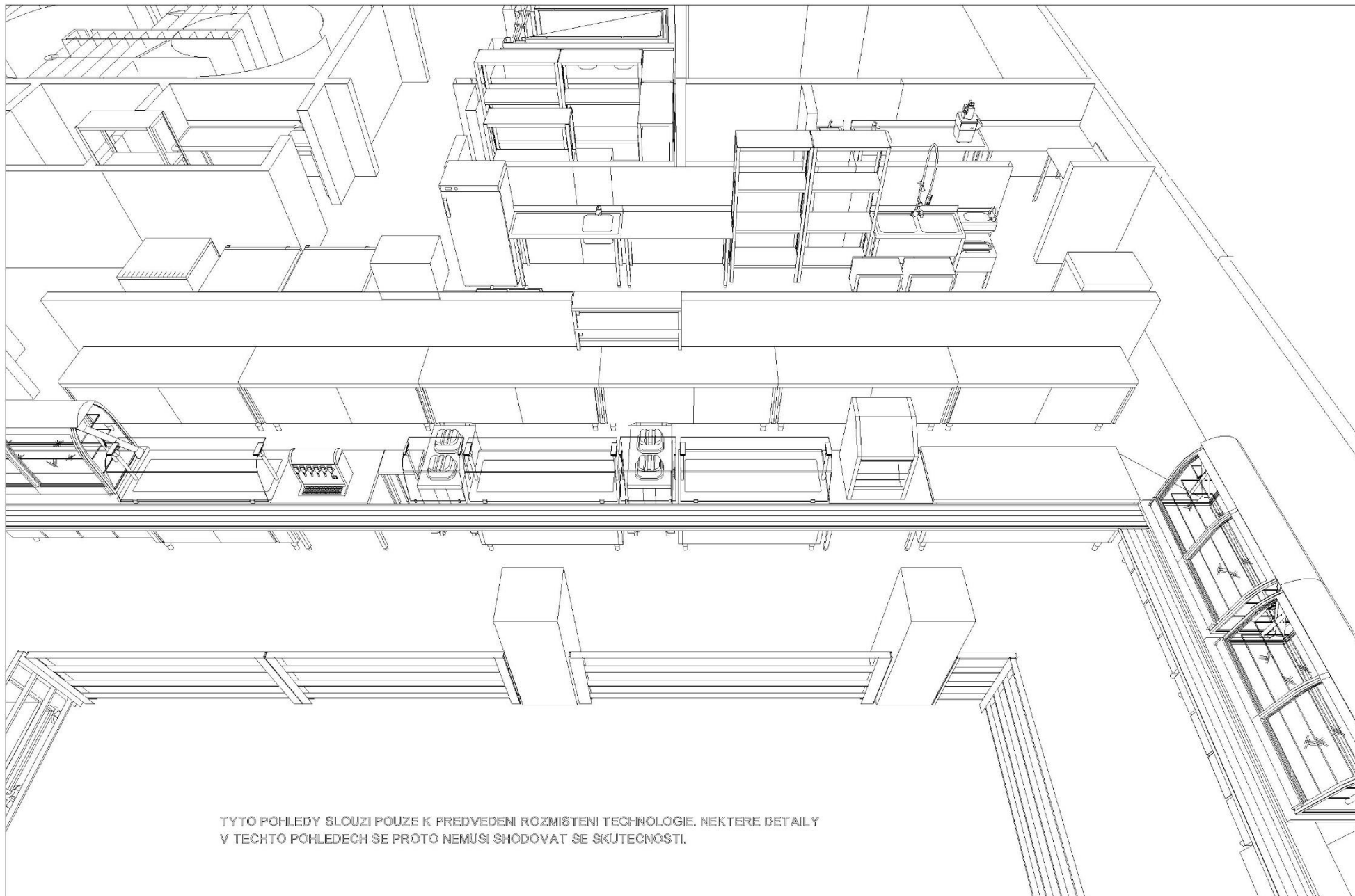
- doors to the kitchen premises: stainless steel surface, a circular window with transparent glass.
- doors to toilets: dark red surface, washable paint in the colour of the Venetian stucco, circular window with dim glass.











TYTO POHLEDY SLOUZI POUZE K PREDVEDENI ROZMISTENI TECHNOLOGIE. NEKTERE DETAILY  
V TECHTO POHLEDECH SE PROTO NEMUSI SHODOVAT SE SKUTECNOSTI.

# **fáze4**

Zahájení provozu







C A S T Ö R  
PROJECTS & CONCEPTS IN GASTRONOMY

**YES**